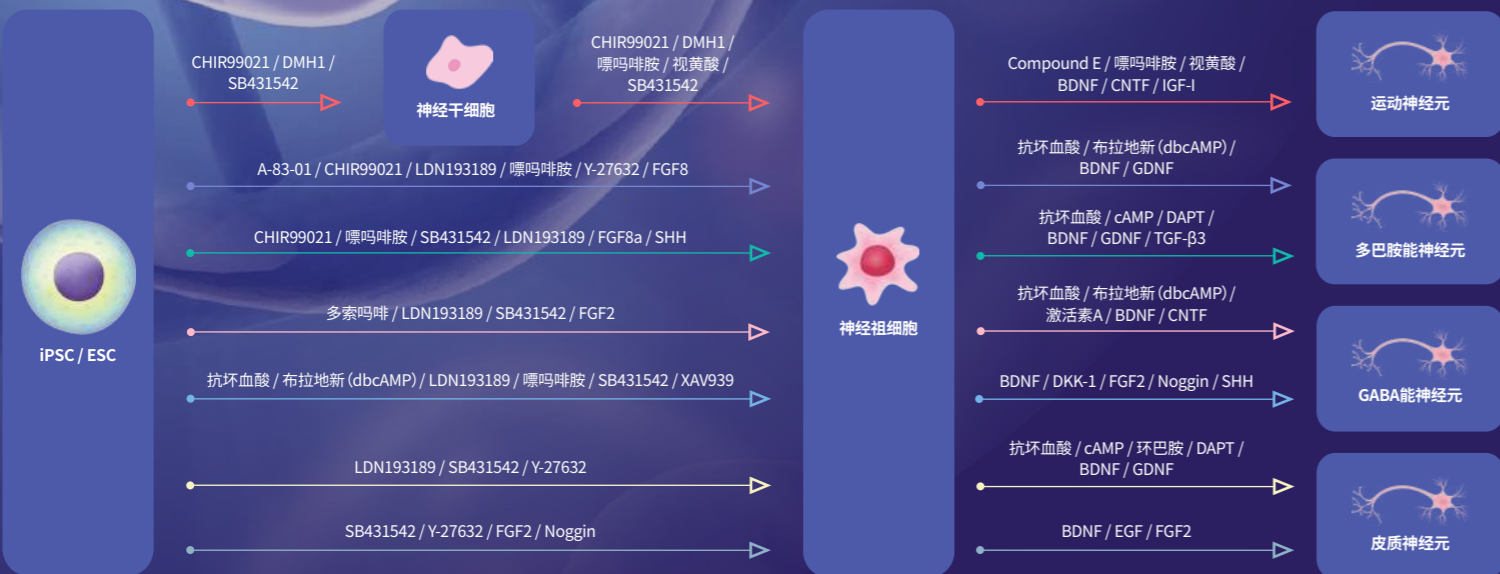


iPS/ES细胞分化诱导 培养用化合物/细胞因子谱系图



富士胶片和光可提供多种有效的iPS/ES细胞用分化诱导产品。根据文献报道的最新发现, 以下将介绍富士胶片和光产品的使用步骤示例。

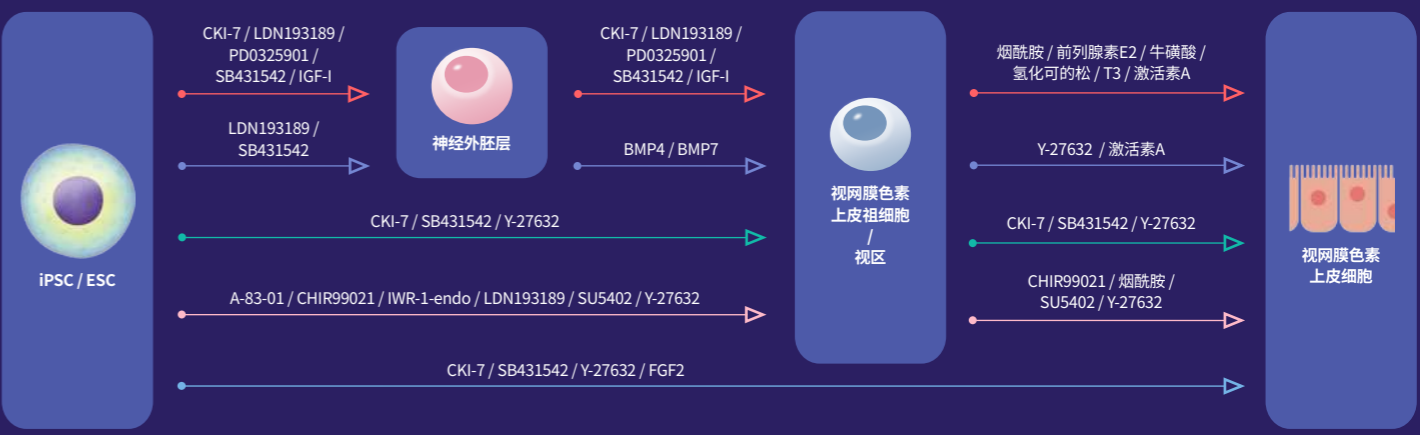
神经



参考文献

- Solomon, E. et al.: *BMC Mol. Cell Biol.*, **22**, 13 (2021). DOI:10.1186/s12860-021-00343-z
- Doi, D. et al.: *Stem Cell Reports*, **2**(3), 337 (2014). DOI: 10.1016/j.stemcr.2014.01.013
- Sundberg, M. et al.: *Stem Cells*, **31**(8), 1548 (2013). DOI: 10.1002/stem.1415
- Grigor'eva, E.V. et al.: *Cytotechnology*, **72**(5), 649 (2020). DOI: 10.1007/s10616-020-00406-7
- Maroof, A. M. et al.: *Cell Stem Cell*, **12**(5), 559 (2014). DOI: 10.1016/j.stem.2013.04.008
- Cordella, F. et al.: *Life (Basel)*, **12**(11), 1884 (2022). DOI: 10.3390/life12111884
- Boissart, C. et al.: *Transl. Psychiatry*, **3**(8), e294 (2013). DOI: 10.1038/tp.2013.71

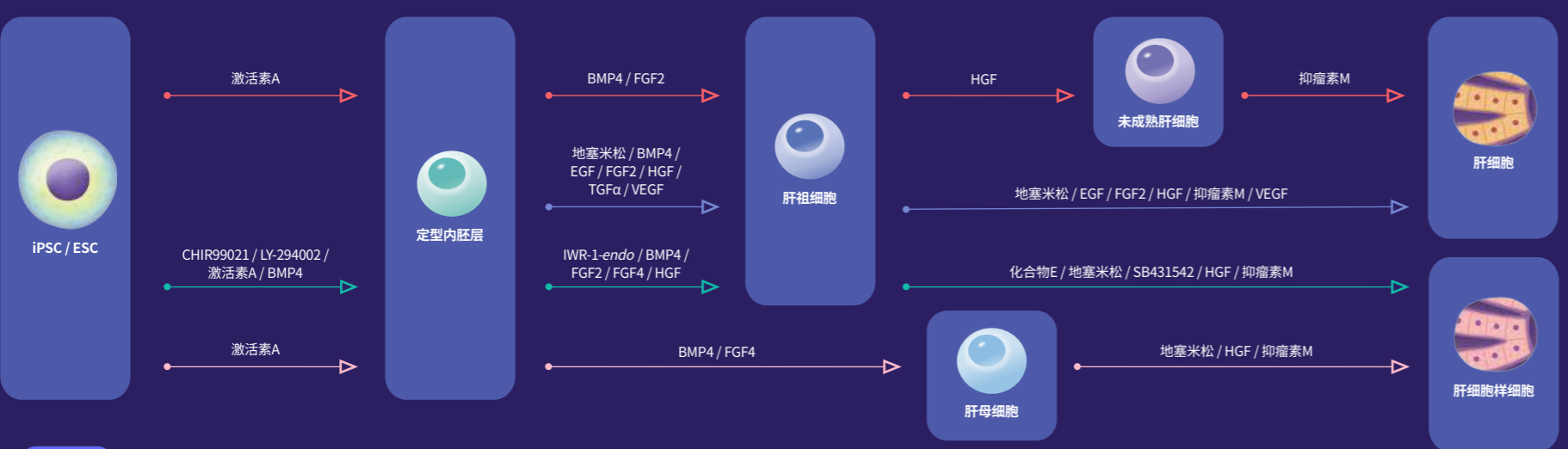
视网膜



参考文献

- Sharma, R. et al.: *Sci. Transl. Med.*, **11**(475), eaat5580 (2019). DOI: 10.1126/scitranslmed.aat5580
- Choudhary, P. et al.: *Stem Cells Transl. Med.*, **6**(2), 490 (2017). DOI: 10.5966/sctm.2016-0088
- Osakada, F. et al.: *J Cell Sci*, **122**(17), 3169 (2009). DOI: 10.1242/jcs.050393
- Ye, K. et al.: *Sci. Rep.*, **10**, 14387 (2020). DOI: 10.1038/s41598-020-70979-y
- Sugita, S. et al.: *Int. J. Mol. Sci.*, **21**(18), 6507 (2020). DOI: 10.3390/ijms21186507

肝脏



参考文献

- Si-Tayeb, K. et al.: *Hepatology*, **51**(1), 297 (2010). DOI: 10.1002/hep.23354
- Kaserman, J.E. et al.: *Cell Rep.*, **41**(10), 111775 (2022). DOI: 10.1016/j.celrep.2022.111775
- Luo, Q. et al.: *Int. J. Mol. Sci.*, **24**(14), 11592 (2023). DOI: 10.3390/ijms241411592
- Takayama, K. et al.: *PLoS One*, **6**(7), e21780 (2011). DOI: 10.1371/journal.pone.0021780

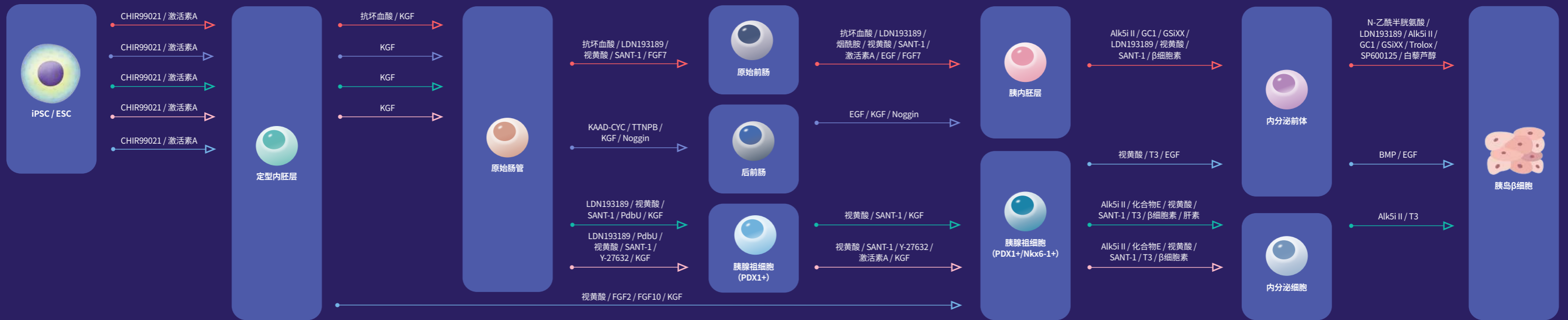
心脏



参考文献

- Suzuki, K. et al.: *J. Heart Lung Transplant.*, **40**(8), 767 (2021). DOI: 10.1016/j.healun.2021.04.010
- Tohyama, S. et al.: *Stem Cell Reports*, **9**(5), 1406 (2017). DOI: 10.1016/j.stemcr.2017.08.025
- Minami, I. et al.: *Cell Rep.*, **2**(5), 1448 (2012). DOI: 10.1016/j.celrep.2012.09.015
- Funakoshi, S. et al.: *Sci. Rep.*, **6**, 19111 (2016). DOI: 10.1038/srep19111
- Matsumoto, H. et al.: *Sci. Rep.*, **4**, 6716 (2014). DOI: 10.1038/srep06716

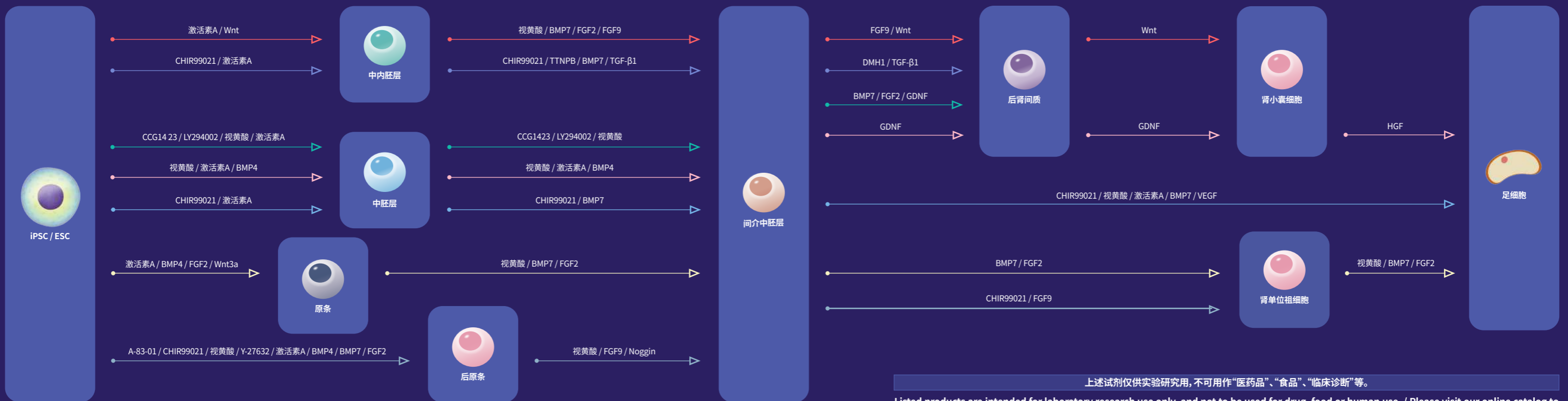
胰腺



参考文献

- Federica, F. et al.: *Front. Cell Dev. Biol.*, **10**, 967765 (2022). DOI: 10.3389/fcell.2022.967765
- Toyoda, T. et al.: *Stem Cell Reports*, **9**(2), 419 (2017). DOI: 10.1016/j.stemcr.2017.07.005
- Pagliuca, F. W. et al.: *Cell*, **159**(2), 428 (2014). DOI: 10.1016/j.cell.2014.09.040
- Leonald, V. C. et al.: *Stem Cell Reports*, **12**(2), 351 (2019). DOI: 10.1016/j.stemcr.2018.12.012
- Silva, I. B. B. et al.: *Stem Cell Res. Ther.*, **13**(1), 309 (2022). DOI: 10.1186/s13287-022-02977-y

肾脏



参考文献

- Albert, Q. L. et al.: *Semin Nephrol.*, **34**(4), 445 (2014). DOI: 10.1016/j.semnephrol.2014.06.011
- Musah, S. et al.: *Nat Biomed Eng.*, **1**, 0069 (2017). DOI: 10.1038/s41551-017-0069
- Toyohara, T. et al.: *Stem Cells Transl. Med.*, **4**(9), 980 (2015). DOI: 10.5966/sctm.2014-0219
- Kang, M. and Han, Y. M.: *PLoS One*, **9**(4), e94888 (2014). DOI: 10.1371/journal.pone.0094888
- Imberti, B. et al.: *Sci. Rep.*, **5**, 8826 (2015). DOI: 10.1038/srep08826
- Tsujimoto, H. et al.: *Cell Reports*, **31**(1), 107476 (2020). DOI: 10.1016/j.celrep.2020.03.040
- Hariharan, K. et al.: *Cell Mol. Life Sci.*, **76**(1), 179 (2018). DOI: 10.1007/s00018-018-2929-2

上述试剂仅供实验研究用,不可用作“医药品”、“食品”、“临床诊断”等。

Listed products are intended for laboratory research use only, and not to be used for drug, food or human use. / Please visit our online catalog to search for other products from FUJIFILM Wako: <https://labchem-wako.fujifilm.com/> / This leaflet may contain products that cannot be exported to your country due to regulations. / Bulk quote requests for some products are welcomed. Please contact us.

富士胶片和光(广州)贸易有限公司

广州市越秀区先烈中路69号东山广场30楼
3002, 3003, 3011室
询价: wkgz.info@fujifilm.com
官网: labchem.fujifilm-wako.com.cn

北京 Tel: 13611333218
上海 Tel: 021 62884751
广州 Tel: 020 87326381
香港 Tel: 852 27999019

官方微信



目录价查询

